

Watching Your Waste Line



HELPFUL TIPS FOR DISPOSAL AND RECYCLING

ROANOKE VALLEY RESOURCE AUTHORITY

1020 HOLLINS ROAD, N.E., ROANOKE, VA

DID YOU KNOW?

Each of us throws away 5 to 6 pounds of trash every day.

Everyone's help is needed to make sure we dispose of trash in the proper way and whenever possible - **reduce, re-use and recycle.**



RVRA WANTS TO HELP


The Roanoke Valley Resource Authority (RVRA) represents your local Governments working together for the proper disposal of waste.

THE ROANOKE VALLEY RESOURCE AUTHORITY
1020 Hollins Road, NE
Roanoke, VA 24012
(540) 857-5050

www.rvra.net

TABLE OF CONTENTS

WHERE DOES THE TRASH GO?	1
HOURS OF OPERATIONS	1
DISPOSAL FEES AND CHARGES	2
HOMEOWNER DISPOSAL PROGRAM	2
FURNITURE AND CLOTHING	3
USED MOTOR OIL, BATTERIES, TIRES, AND MORE	4
SCRAP METALS	5
COMPOSTING	6
DROP OFF RECYCLING PROGRAMS	7
GOODWILL DROP OFF LOCATIONS	8
ALTERNATIVES TO HAZARDOUS PRODUCTS	9
WHAT CAN BE DONE?	10



WHERE DOES THE TRASH GO IN THE ROANOKE VALLEY?

Waste is delivered to the **Roanoke Valley Resource Authority's Tinker Creek Transfer Station** at 1020 Hollins Road, near the intersection of Orange Avenue and Hollins Road. At the Transfer Station, waste is loaded into rail cars, and then covered with lock down lids. At the end of the day, all wastes that have been collected and loaded into rail cars are transported by the Waste Line Express to the Smith Gap Landfill.

Upon arrival at the landfill, the rail cars are uncoupled and positioned for unloading the following day. The train makes a daily trip to Smith Gap with the loaded cars from the Transfer Station and returns the same day with empty rail cars.

At Smith Gap Station, the rail cars are unloaded using a rail car dumper that rotates the car upside down removing the waste. The unloading operation takes place inside the tipper building, where the waste is loaded into haul trucks for burial in an environmentally protected landfill disposal area that meets all State and Federal regulations.

HOURS OF OPERATION - RVRA TRANSFER STATION

Monday-Friday . . . 7:30 a.m. - 5:00 p.m.
Saturday 8:00 a.m. - 1:00 p.m.
Sunday Closed

Holiday Schedule

Facilities are closed: New Year's Day, Lee-Jackson-King Day, George Washington Day, Memorial Day, Independence Day, Labor Day, Thanksgiving Day and Christmas Day.

Facilities are open 8:00 a.m to 2:00 p.m. on Presidents Day and Day after Thanksgiving.

***Hours of Operation and Holiday hours are subject to change as determined by the Roanoke Valley Resource Authority.**

RVRA DISPOSAL FEES AND CHARGES

Commercial/Construction Waste \$55.00/Ton

Clean Wood Waste for Tub Grinder \$35.00/Ton
(must meet Authority specifications)

Minimum charge for per ton fees \$5.00

Mulch Free for Pickups only

Loading hours are: Monday - Friday 9:30 a.m. - 4:30 p.m.
 Saturdays 8:00 a.m. - 1:00 p.m.

(First come, first serve basis – Tarps are required)



FREE HOMEOWNER DISPOSAL PROGRAM

Roanoke City, Roanoke County and the Town of Vinton will pay charges for household residential waste, which qualifies under the free residential waste disposal program and is delivered by the homeowner. All shingles will be charged at the rate of \$55.00/ton and will be considered Construction Waste, not to be billed to the locality. Different localities have different rules. Call your locality for current information.

City: 853-2000 County: 387-6999 Vinton: 983-0605

PLEASE COVER ALL LOADS TO PREVENT LITTER.
A \$10 ADDITIONAL FEE WILL BE CHARGED FOR
UNCOVERED VEHICLES.

FURNITURE & CLOTHES

Upon approval, the following locations will accept canned food, kitchen ware, small appliances, exercise equipment, figurines, toys, doors, windows, fans, televisions, paint and pesticides are also accepted.

Disabled American Veterans, 2141 Dale Avenue, SE
Will pick up (540) 345-6800

Rescue Mission of Roanoke, Inc., 402-4th Street, SE, Roanoke
Will pick up (540) 343-7227 or (540) 345-0829

Salvation Army, Inc., Community Center, 724 Dale Avenue, SE
(540) 345-4483



Salvation Army Truck Pick-Up donations
(540) 343-5335 for pick up



Thrift Shop, 4516 Melrose Avenue, NW, Roanoke
(540) 362-2170

Thrift Shop, 5417 Williamson Road, NE, Roanoke
(540) 563-5585

Thrift Shop, 9th & Jamison Ave., SE, Roanoke
(540) 345-7141

Goodwill Industries Tinker Mountain, Inc.,
1489 E. Main Street, Salem
(540) 986-1224

Goodwill Retail Store, 7210 Williamson Road
(540) 366-4765



USED MOTOR OIL & BATTERIES

Advanced Auto Parts – All store locations (both)

Auto Zone – All store locations (both)

Wimmer Tire – All store locations (oil only)

Porter’s Automotive, 2715 Williamson Road, Roanoke (oil only)

Sunnybrook Service Station, 7443 Williamson Road, Roanoke (oil only)



TRANSMISSION FLUID & BRAKE FLUID

Wimmer Tire – All locations.

BULK USED MOTOR OIL

Holston Companies, 1-800-222-4530 (55 gallons or more)

BUTTON BATTERIES

(hearing aid, watch, calculator, camera, etc.)

Wal-Mart jewelry counter, 4210 Franklin Road, Roanoke

Wal-Mart jewelry counter, 4807 Valley View Boulevard, NW, Roanoke

Wal-Mart jewelry counter, 1841 W. Main Street, Salem

Roanoke Valley Resource Authority, 1020 Hollins Road, Roanoke

FISHING LINE

Mill Mountain Zoo, Mill Mountain Park (540) 343-3241

(Monofilament only)

COMPUTER BATTERIES

(Cordless phone, button, small lead and Lithium batteries)

Radio Shack - All locations.

ANTIFREEZE

Antifreeze Recyclers of Roanoke, 4938 Colonial Avenue, Roanoke

Porter’s Automotive, 2715 Williamson Road, Roanoke

Sunnybrook Service Station, 7443 Williamson Road, Roanoke

Wimmer Tire – All locations.

TIRES & APPLIANCES

Roanoke Valley Resource Authority Transfer Station

1020 Hollins Road, NE, Roanoke

Appliances are taken “as is” and recycled.



A small fee may be charged for tires depending on your residence and/or number of tires.



SCRAP METALS

Cycle Systems Inc., 2580 Broadway, SW, Roanoke
(540) 981-1211, (800) 542-7000

Magnetic-Iron, Steel, Tin, Bi-metal, Non-magnetic-Aluminum (lawn furniture, cooking utensils, window frames, doors), Copper, Brass, Batteries (no lead), Stainless Steel/Nickel (sinks, cook tops, utensils).

And more.

Hedge Metal Co., Inc., 610-9th Street, Salem
(540) 389-0766


#1 and #2 Copper (tubing, wires), Red Brass (plumbing valves), Yellow Brass (chrome), drained radiators, Aluminum (cans, siding, awnings, lawnmower motors), Lead (batteries, wheel weights), Stainless Steel (sinks), Steel (tin, pipes, beams), Cast Iron, Motors (drained, no filters-no oil pans). *And more.*


Vinton Scrap & Metal, 282 Wayland Street, Vinton
(540) 342-9772

Copper, Brass, Aluminum, Steel, Scrap Steel, Iron, Tin, Auto Motors (drained, no filters, no oil pans).

Virginia Scrap Iron & Metal Co., Inc., 1620 S. Jefferson Street, Roanoke
(540) 343-3667

Copper, Brass, Aluminum, Steel, Scrap Steel, Iron, Tin, Auto Motors (drained, no filters, no oil pans).





COMPOSTING

Second to paper, yard waste comprises the largest volume of trash and takes up the most landfill space. Composting is a fun and easy way to keep this rich waste out of dumps and return organic nutrients to the soil without using commercial additives. It is a natural soil enhancer for your garden.

To make a compost pile:

- Combine leaves, grass and yard clippings in a bin. The bin should receive an equal amount of sunlight and shade during the day.
- Add kitchen debris such as fruit and vegetable scraps, egg and nut shells, paper towels, tea bags, coffee grounds and filters. **DO NOT** include meat, dairy products, fat or grease. This will attract animals to your compost pile.
- Alternate food wastes with garden rubbish. The ideal compost mixture contains three parts “brown” (dry leaves, brush and twigs) to one-part “greens” (food scraps, weeds and grass clippings.)

A balance of damp and dry materials will speed up the composting process. If the pile appears too dry, lightly sprinkle it with water. Periodically turn the materials with a pitchfork or shovel to circulate air and distribute moisture.

**For details on composting, contact the
Virginia Cooperative Extension Office in your area.**

CONSTRUCTION

Upon approval, the following locations will accept the following items:

Architectural items, cabinets, doors, flooring, electrical, hardware, paint, plumbing, lumber, lighting, masonry, windows, HVAC units, wallpaper, garden tools, gas logs, hand tools and power tools, wood stoves, shutters, storm windows and doors, and much more.

Habitat for Humanity in the Roanoke Valley

715 Patterson Avenue, Roanoke
(540) 767-2267

Black Dog Salvage

1809 Franklin Road, Roanoke
(540) 343-6200

SCHOOL/OFFICE SUPPLIES

Roanoke County Career Center

100 Highland Road, Vinton
(540) 857-5004

COMPUTERS

For disposal information contact:
Steve Coe, Department of Environmental Quality
(804) 698-4029 or (800) 592-5482

Arnold R. Burton Technology Center

1760 Boulevard, Salem
(540) 857-5000

Computer Exchange

4142 Melrose Avenue, Roanoke
(540) 362-0477





DROP OFF RECYCLING PROGRAMS

Drop-off Recycling Programs	N	M	C	A	G	S	P	U	O
Advance Auto (All locations)								U	
Auto Zone (All locations)								U	
Botetourt County Drop-off bins at all public schools & landfill	N			A	G				
Community Recycling Station 2580 Broadway Street, SW	N	M	C	A	G	S			T/O
Hedge Metal Co., Inc.				A		S			
RVRA Transfer Station 857-5050 1020 Hollins Road, NE	N			A	G				
Vinton Scrap & Metal 282 Wayland Street, Vinton				A		S			
Virginia Scrap Iron & Metal 1620 S. Jefferson Street				A		S			

N-Newspapers, M-Mixed paper (newspapers with ads, magazines, cardboard), C-Corrugated cardboard, A-Aluminum, G-Glass, S-Steel cans (tin & bimetal), P-Plastics (#1 clear, #2 translucent-no colored), T-Telephone Books, O-Office waste, U-Used oil.

***All recycling information is subject to change without notice.**

GOODWILL DROP OFF LOCATIONS

West Main Plaza, West Main Street, Salem

Goodwill Drop-off Site, 1489 East Main Street, Salem

Lee High Bowling Lanes, 1830 Apperson Drive, Salem

Near Coffee Pot Restaurant, Brambleton Avenue, Roanoke

Between Wal-Mart & Near IHOP, 220 South, Roanoke

Corner of Brandon & Winston, Roanoke

Food Lion Lot, Peters Creek Road & Cove Road, Roanoke

Across from Lowe's, Crossroads Mall, Roanoke

Hollins, Peters Creek Road & Williamson Road, Roanoke

604 Minute Market, Botetourt County

460 Food Lion, Blue Ridge

Across from Lord Botetourt High School, Daleville

Washington Avenue at Parkway Entrance, Rt. 24, Vinton



SOME ALTERNATIVES TO HAZARDOUS PRODUCTS

Many hazardous products can be replaced with less toxic, inexpensive products, and a little hard work.

Air Freshener, Deodorizer - Baking soda, natural potpourri

Ant and Roach Killer - Use boric acid along corners and cracks (Keep away from pets and children)

Drain Openers - Use 1/2-cup baking soda, followed by 1/2-cup vinegar; after fifteen minutes add boiling water

Flea Collars and Sprays - Add brewers yeast and/or garlic to pet's food (Consult your Veterinarian)

Furniture Polish - 3 parts olive or vegetable oil to 1 part vinegar; mineral oil with a few drops of lemon

Garden Insecticides - Keep garden free of weeds, put up bird and bat houses

Glass Cleaner - Vinegar and warm water

Herbicides - Weed by hand; allow grass to grow 2-3 inches to shade weed seedlings

Laundry Bleach - 1/2-cup borax

Moth Balls - Cedar chips

Oven Cleaners - Mix 2 tbs. castile soap, 2 tsp. borax and 2 cups water, apply to oven and let stand 20 minutes, scrub with baking soda and salt

Paints - Use latex paints or whitewash; replace exterior paint with vinyl

Paint Strippers - Sand paper, heat gun

Rat and Mouse Poisons - Use live traps, caulk and seal holes, ultrasonic wave-emitting devices

Rug and Upholstery Freshener - Sprinkle baking soda and vacuum

Spot remover - Club soda

Toilet Cleaner - Mix paste of lemon juice and borax, let set and scrub off

WHAT CAN BE DONE?

TAKE A HOME INVENTORY: Refamiliarize yourself with the products you have and their locations.

BUY ONLY WHAT YOU NEED: Do not purchase more than the amount needed for the job - you'll only have to deal with the leftover material afterward. If a labeled recently purchased, well-stored, unused product that you no longer want exists in your home or garage, ask friends and neighbors, or community groups if they have use for it. It is often a wiser choice to fully use the product than to dispose of it.

USE CARE: Consumer products containing hazardous ingredients should be treated with respect! Read labels, follow instructions carefully, avoid mixing products, use in well-ventilated areas, store properly and away from children, pets and heat sources. When using hazardous ingredients wear protective clothing and use safety equipment such as wraparound goggles and impervious gloves.

RECYCLE: Some batteries, paints and automotive products are recyclable. Contact your City, County or Town recycling coordinator or Clean Valley Council to find out what is being recycled in your community, where, and how you can participate.

CONSIDER ALTERNATIVES: Less-toxic products (such as baking soda, vinegar, etc.) can be used for common household chores. The choice is up to you.

DISPOSE OF PROPERLY: Products should never be discarded on the ground or poured into storm drains. Others shouldn't even be disposed of in the trash or down the toilet. It is important to you and our environment to learn proper waste management.

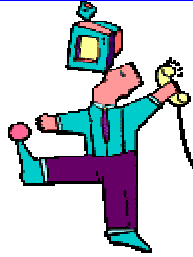
NEED MORE INFORMATION?

Call **Roanoke Valley Resource Authority** - (540) 857-5050
Recycling Information: Call **Clean Valley Council** - (540) 345-5523

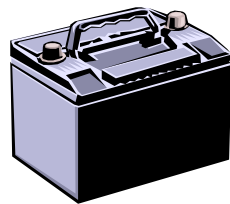

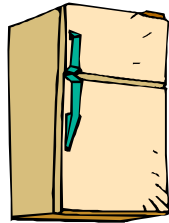
Revised 07-03

**RUNNING ON – LINE
SEE RVRA’S WEB SITE**

WWW.RVRA.NET



**NEED PAINT OR DRIVEWAY SEALER,
VISIT THE WEB SITE WASTE MARKET**



The Roanoke Valley Resource Authority (RVRA) updates this document periodically and makes every attempt to provide accurate information. Contents are for informational purposes only and are based on details provided by the organizations listed. Inclusion in this directory does not constitute an endorsement by RVRA of the products or services of any business, organization or individual listed herein. Please contact RVRA at (540) 857-5050 to make changes or to be included in the next directory.